

# PPT: Pre-trained Prompt Tuning for Few-shot Learning

Yuxian Gu<sup>1,3\*</sup>, Xu Han<sup>2,3\*</sup>, Zhiyuan Liu<sup>2,3,4</sup>, Minlie Huang<sup>1,3,4†</sup>

<sup>1</sup>The CoAI group, Tsinghua University, Beijing, China

<sup>2</sup>The THUNLP group, Tsinghua University, Beijing, China

<sup>3</sup>Institute for Artificial Intelligence, State Key Lab of Intelligent Technology and Systems,  
Beijing National Research Center for Information Science and Technology  
Department of Computer Science and Technology, Tsinghua University, Beijing, China

<sup>4</sup> Beijing Academy of Artificial Intelligence, BAAI

{guyx21, hanxu17}@mails.tsinghua.edu.cn

## Abstract

Prompts for pre-trained language models (PLMs) have shown remarkable performance by bridging the gap between pre-training tasks and various downstream tasks. Among these methods, prompt tuning, which freezes PLMs and only tunes soft prompts, provides an efficient and effective solution for adapting large-scale PLMs to downstream tasks. However, prompt tuning is yet to be fully explored. In our pilot experiments, we find that prompt tuning performs comparably with conventional full-model fine-tuning when downstream data are sufficient, whereas it performs much worse under few-shot learning settings, which may hinder the application of prompt tuning in practice. We attribute this low performance to the manner of initializing soft prompts. Therefore, in this work, we propose to pre-train prompts by adding soft prompts into the pre-training stage to obtain a better initialization. We name this **Pre-trained Prompt Tuning** framework “**PPT**”. To ensure the generalization of PPT, we formulate similar classification tasks into a unified task form and pre-train soft prompts for this unified task. Extensive experiments show that tuning pre-trained prompts for downstream tasks can reach or even outperform full-model fine-tuning under both full-data and few-shot settings. Our approach is effective and efficient for using large-scale PLMs in practice.

## 1 Introduction

Fine-tuning pre-trained language models (PLMs) (Devlin et al., 2019; Radford et al., 2019; Raffel et al., 2020) has made great progress in recent years. By fine-tuning the entire parameters of PLMs, the versatile knowledge acquired from large-scale unlabeled corpora can be adapted to handle various NLP tasks and outperform the

approach of learning models from scratch (Han et al., 2021a). For simplicity, we name this full-model tuning as “FT”. As shown in Figure 1 (b) and (c), there are two mainstream FT approaches. The first one is task-oriented fine-tuning, where a task-specific head is added on top of PLMs, and the entire model is then fine-tuned by optimizing task-specific learning objectives on task-specific training data.

The second one is prompt-oriented fine-tuning (Schick and Schütze, 2021a), which is inspired by the recent works utilizing language prompts to stimulate the knowledge of PLMs (Petrone et al., 2019; Brown et al., 2020). In prompt-oriented fine-tuning, data samples are converted to linearized sequences containing prompt tokens, and all downstream tasks are formalized as language modeling problems. As shown in Figure 1 (c), by adding the prompt “It was ⟨X⟩.” to a sentence, we can determine whether the sentence is positive or negative with PLMs predicting “great” or “terrible” at the mask position. As shown in Figure 1, compared to task-oriented fine-tuning, prompt-oriented fine-tuning is more similar to pre-training in terms of objectives (masked language modeling), thereby helping to better use knowledge in PLMs and often obtaining better performance.

Although the above-mentioned FT methods have shown promising results, with the rapid growth of model scale, fine-tuning a full large model for each downstream task becomes more and more expensive. To address this challenge, Lester et al. (2021) propose prompt tuning (PT) to adapt large PLMs to downstream tasks cheaply, as shown in Figure 1 (d). Specifically, PT uses soft prompts composed of continuous embeddings instead of hard prompts (discrete language phrases). These continuous prompt embeddings are generally randomly initialized and learned end-to-end. To avoid storing the entire model for each downstream task, PT freezes all parameters of PLMs and merely

<sup>†</sup> Corresponding author: Minlie Huang. Email address: aihuang@tsinghua.edu.cn.

\* indicates equal contribution.

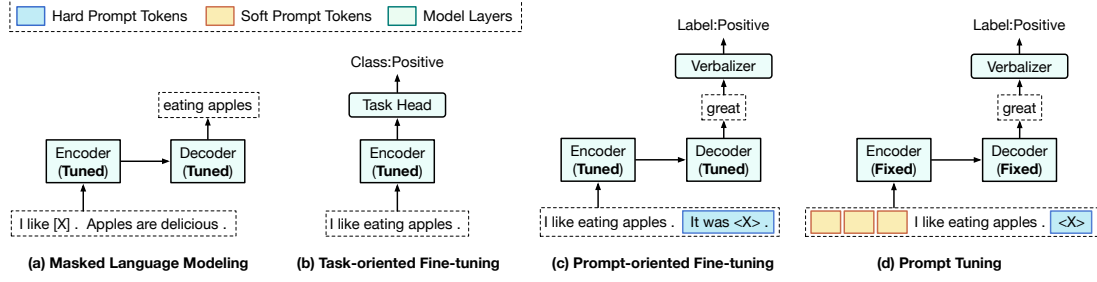


Figure 1: Paradigms of pre-training (masked language modeling), full-model tuning (task-oriented fine-tuning and prompt-oriented fine-tuning), and prompt tuning. The verbalizer is a function to map the concrete words to the classification labels.

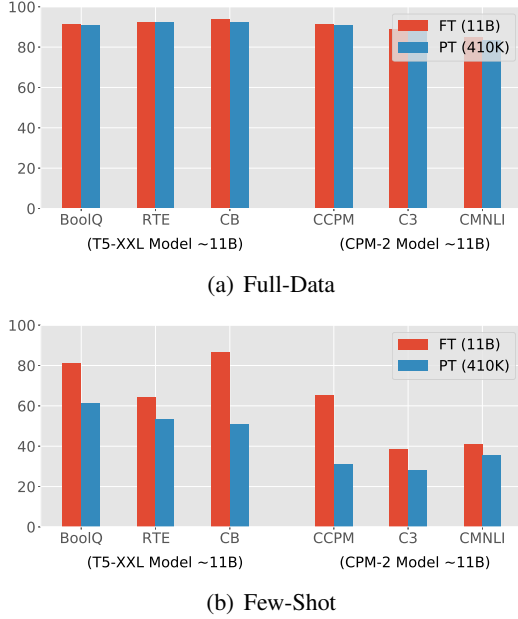


Figure 2: Comparison between PT and FT. The tuned prompt is composed of 100 learnable embeddings whose dimensions are the same as the token embeddings of PLMs (4096 dimensions). All these results are based on 11B PLMs T5 and CPM-2. FT needs to optimize all 11B parameters, while PT trains about 410K prompt parameters.

tunes soft prompts, without adding any intermediate layers and task-specific components.

PT has two promising advantages: first, soft prompts can be learned end-to-end in comparison to hard prompts. Second, PT is an efficient and effective paradigm for the practical use of large-scale PLMs. However, as shown in Figure 2(b), we find that PT performs much worse than FT under few-shot settings, which may hinder the application of PT in various low-resource scenarios.

Hence, in this paper, we extensively explore how to use PLMs for few-shot learning in an efficient and effective manner through PT. More specifically, we conduct pilot experiments to empirically analyze the effectiveness of PT on large-scale

PLMs for few-shot learning in Section 2, which is ignored by most existing works. Our discoveries are as follows: (1) the choice of verbalizer has a large impact on the performance; (2) simply initializing soft prompts with concrete word embeddings can not improve the performance, yet (3) combining soft and hard prompts is helpful; and (4) all these methods cannot handle few-shot prompt tuning problems well. The above observations reveal that finding suitable prompts for large-scale PLMs is not trivial, and carefully designed initialization of soft prompt tokens is crucial.

To help the model to find suitable prompts, we pre-train these tokens using self-supervised tasks on large-scale unlabeled corpora. To ensure the generalization of pre-trained prompts, we group typical classification tasks into three formats: sentence-pair classification, multiple-choice classification, and single-text classification, each format corresponding to one self-supervised pre-training task. In addition, we find multiple-choice classification is more general among these formats and we can unify all downstream classification tasks to this format. We name this **Pre-trained Prompt Tuning (PPT)** framework “**PPT**”. We evaluate PPT on several datasets using three 11B PLMs: T5-XXL (Rafael et al., 2020), mT5-XXL (Xue et al., 2021) and CPM-2 (Zhang et al., 2021b). Experiments show that PPT can not only improve few-shot PT by a large margin, reaching or even outperforming FT methods, but also reduce the variance of few-shot learning. Besides the effectiveness, PPT also retains the parameter efficiency of existing PT methods, which is valuable for future applications on large-scale PLMs.

## 2 Pilot Experiments

In this section, we present several pilot experiments of PT under few-shot settings. We empirically ana-

SST-2		
Hard Prompt	Verbalizer	Accuracy
None	good/bad	70.5 <sub>15.5</sub>
Man #1: <i>P</i> <i>s</i> . It was $\langle X \rangle$ .	good/bad	87.6 <sub>6.6</sub>
Man #2: <i>P</i> Just $\langle X \rangle$ ! <i>s</i>	good/bad	86.0 <sub>8.1</sub>
Man #3: <i>P</i> <i>s</i> . All in all, it was $\langle X \rangle$ .	good/bad	83.4 <sub>8.3</sub>
Gen #1: <i>P</i> . <i>s</i> . a $\langle X \rangle$ .	good/bad	81.6 <sub>13.8</sub>
Gen #2: <i>P</i> <i>s</i> . A $\langle X \rangle$ one.	good/bad	81.2 <sub>2.2</sub>
Man #1: <i>P</i> <i>s</i> . It was $\langle X \rangle$ .	great/terrible	86.9 <sub>7.9</sub>
Man #1: <i>P</i> <i>s</i> . It was $\langle X \rangle$ .	dog/cat	60.0 <sub>7.6</sub>
Man #1: <i>P</i> <i>s</i> . It was $\langle X \rangle$ .	bad/good	76.3 <sub>11.7</sub>
Full-Model Tuning	good/bad	<b>91.4<sub>0.8</sub></b>

Table 1: The impact of hard prompt and verbalizer when doing PT for few-shot learning (32 samples). *P* represents soft prompt tokens. *s* denotes the input sentence. “Man” means manually designed hard prompts and “Gen” means auto-generated hard prompts. The choice of hard prompt and verbalizer has a significant influence on model performance.

lyze the effectiveness of three strategies including hybrid prompt tuning, verbalizer selection, and real word initialization. We follow Lester et al. (2021) to test PT with T5-XXL (11B parameters) and use 100 tunable soft-prompt tokens<sup>1</sup>.

Following Schick and Schütze (2021a) and Schick and Schütze (2021b), we randomly select 32 samples to construct the training set  $D_{\text{train}}$  from the original training data and keep the samples across labels balanced. To tune the hyper-parameters, we compose a validation set  $D_{\text{dev}}$  from the original training data and ensure that  $|D_{\text{train}}| = |D_{\text{dev}}|$  to simulate the few-shot learning setting (Perez et al., 2021). We follow Zhang et al. (2021a) and Gao et al. (2021) to use the original validation set as the test set  $D_{\text{test}}$ , which means  $|D_{\text{test}}| \gg |D_{\text{train}}| = |D_{\text{dev}}|$ .

**Hybrid Prompt Tuning** In hybrid prompt tuning, both soft and hard prompt tokens are used (Liu et al., 2021; Han et al., 2021b). However, previous works train soft prompts jointly with the entire model. In the setting of PT where only prompt tokens are tunable, the effectiveness of using hybrid prompts is under-explored. In Table 1, we show the results of combining soft prompts *P* with three manually designed hard prompts and two auto-generated hard prompts (Gao et al., 2021) on the sentiment classification task (Socher et al., 2013). We can see that hard prompts improve PT,

<sup>1</sup>Using 100 soft prompt tokens achieves the best performance in Lester et al. (2021).

	SST-2	BoolQ
Random Init.	70.5 <sub>15.5</sub>	61.0 <sub>5.3</sub>
Label Init.	58.9 <sub>2.7</sub>	63.0 <sub>0.4</sub>
Vocab Sampling	57.0 <sub>4.0</sub>	58.4 <sub>4.9</sub>
Top-1000 Sampling	57.9 <sub>4.2</sub>	57.7 <sub>3.9</sub>
Task-Related Sampling	58.5 <sub>3.8</sub>	58.2 <sub>4.0</sub>
Full-Model Tuning	<b>91.4<sub>0.8</sub></b>	<b>80.8<sub>2.4</sub></b>

Table 2: Few-shot learning performance with different strategies for choosing concrete words for prompt initialization in PT. “Label Init”: use the embeddings of the label words. “Vocab Sampling”: randomly sample words from the entire vocabulary. “Top-1000 Sampling”: randomly sample words from the most frequent 1000 words in the pre-training corpus. “Task-Related”: randomly sample words from the downstream data. We use the classification accuracy (%) of SST-2 and BoolQ for evaluation.

but still underperform FT. Furthermore, different hard templates affect the performance remarkably, therefore much human labor for prompt design and selection is needed.

**Verbalizer Selection** Verbalizer maps task-specific labels to concrete tokens, or instance, in Figure 1 (c) and (d), the verbalizer maps “great” to the label “Positive”. Verbalizer selection is yet to be explored. From Table 1 we can see that different choices of verbalizers influence the performance remarkably. In general, common words that explain the meaning of corresponding labels work well. This also guides our verbalizer selection for PPT in Section 3.

**Real Word Initialization** In real word initialization, we use the embeddings of concrete words to initialize the soft prompt tokens and test four initialization strategies. The effectiveness of this approach has been verified on small PLMs (fewer than 3B parameters) in previous works (Lester et al., 2021; Li and Liang, 2021). However, from the experiments on SST-2 (Socher et al., 2013) and BoolQ (Clark et al., 2019) (Table 2), we find that for the model with 11B parameters, real word initialization has little or even negative impact on the performance under few-shot settings. This suggests that observations on small models can not be directly adapted to large models and finding a good initialization for soft prompt tokens is yet to be explored.

To summarize, although the above prompt enhancement strategies cannot help PT achieve comparable results with FT under few-shot settings, the pilot experiments demonstrate that they are the key

factors to the success of PT. In the following sections, we describe our PPT framework and show in experiments that PPT not only provides a good prompt initialization but also takes advantage of the good verbalizer, and is complementary to hybrid prompts.

### 3 Pre-trained Prompt Tuning (PPT)

In this section, we describe the whole framework of PPT, including how to pre-train prompts and use these pre-trained prompts for specific tasks.

#### 3.1 Overview

Following the approach of T5 (Raffel et al., 2020) and PT (Lester et al., 2021), we solve all downstream tasks in a text-to-text format. As shown in Figure 1 (d), to reduce the objective gap between pre-training and downstream tasks, prompt-oriented fine-tuning converts downstream tasks into some cloze-style objectives. Taking classification for example, given an input sentence  $x \in \mathcal{V}^*$  and its label  $y \in \mathcal{Y}$ , a pattern mapping  $f : \mathcal{V}^* \mapsto \mathcal{V}^*$  is first applied to convert  $x$  into a new token sequence  $f(x)$ , where  $\mathcal{V}$  is the vocabulary of PLMs.  $f(x)$  not only adds some prompt tokens as hints, but also preserves at least one masking token  $\langle X \rangle$  to let PLMs predict tokens at the masked positions. Then, a verbalizer  $v : \mathcal{Y} \mapsto \mathcal{V}^*$  is used to map  $y$  to a sequence of label tokens  $v(y)$ . With  $f(\cdot)$  and  $v(\cdot)$ , a classification task can be represented by a pattern-verbalizer pair  $(f, v)$ :

$$\begin{aligned} & \arg \max_{\theta} \sum_x \log p(y|x; \theta) \\ & = \arg \max_{\theta} \sum_x \log p(\langle X \rangle = v(y) | f(x); \theta), \end{aligned} \quad (1)$$

where  $\theta$  indicates all tunable parameters, especially the parameters of PLMs. For convenience, we use ‘‘PVP’’ to denote this pattern-verbalizer pair (Schick and Schütze, 2021a).

In PT (Lester et al., 2021), a set of soft prompt tokens  $P$  are concatenated to the beginning of the sequence and the model input becomes  $[P; f(x)]$ , where  $[\cdot; \cdot]$  is the concatenation operation. By tuning  $P$  alone with other parameters fixed, Eq. (1) is replaced by

$$\arg \max_P \sum_x \log p(\langle X \rangle = v(y) | [P; f(x)]; P). \quad (2)$$

Owing to the power of large-scale PLMs, Eq. (2) is verified to be comparable to these FT methods under full-data settings. However, we find that

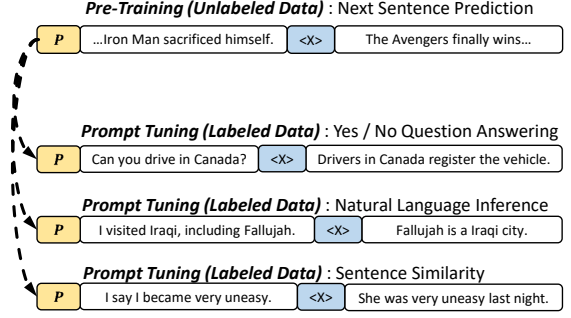


Figure 3: An example of PPT used in sentence pair tasks.  $P$  denotes soft prompt.  $\langle X \rangle$  means the mask of typical encoder-decoder model like T5 and CPM-2.

learning effective soft prompts is not easy, which may result in low performance under various few-shot settings. The parameter initialization usually has a large impact on the difficulty of learning models. Besides randomly initializing  $p$ , some works sample word embeddings from the vocabulary of PLMs  $\mathcal{V}$  for initialization. However, our pilot experiments have shown that existing initialization strategies and their simple variants have little or even negative impact on the performance of large-scale PLMs. We refer more details of these pilot experiments to Section 4.

Recently, pre-training has been proven to be an effective method to find a good model initialization. Inspired by this, we propose to pre-train soft prompts. We notice that some groups of downstream tasks are related to certain self-supervised tasks built on unlabeled pre-training corpora. For instance, some tasks in the form of sentence-pair classification, such as natural language inference and sentence similarity, are similar to the next sentence prediction (NSP) (Devlin et al., 2019) task used in the pre-training stage. As shown in Figure 3, these tasks all take two sentences as input and compare their semantic meanings. Therefore, soft prompts pre-trained by NSP can be a good initialization for these sentence-pair tasks.

Formally, suppose we can divide downstream tasks into  $m$  groups  $\{\mathcal{T}_1, \mathcal{T}_2, \dots, \mathcal{T}_m\}$ , where  $\mathcal{T}_i$  is the set containing  $n_i$  downstream tasks:  $\{\text{PVP}_i^1, \text{PVP}_i^2, \dots, \text{PVP}_i^{n_i}\}$ , where  $\text{PVP}_i^k = (f_i^k, v_i^k)$ . For each group, we design one corresponding pre-training task  $\text{PVP}_i^{\text{pre}} = (f_i^{\text{pre}}, v_i^{\text{pre}})$ . After pre-training soft prompts on these pre-training tasks with all model parameters fixed, we get  $m$  pre-trained prompts  $\{P_1, P_2, \dots, P_m\}$ . After pre-training, for each task  $\text{PVP}_i^k$  in  $\mathcal{T}_i$ , we continue



to optimize Eq. (2) by using  $P_i$  as the initialization of soft prompts.

### 3.2 Designing Pattern-Verbalizer Pairs for Pre-training

In this section, we take several typical classification tasks as an example to describe the design of pattern-verbalizer pairs  $PVP_i^{\text{pre}}$  for pre-training.

#### 3.2.1 Sentence-Pair Classification

Sentence-pair classification tasks such as natural language inference and sentence similarity take two sentences  $\mathbf{x} = (s_1, s_2)$  as the input. To design a PVP for these tasks, we extend the next sentence prediction in Devlin et al. (2019) to a 3-class classification with labels  $\mathcal{Y} = \{0, 1, 2\}$  as the pre-training task. These labels in  $\mathcal{Y}$  can respectively indicate that the semantic relation between two sentences is coherent (with label 2), similar (1) and irrelevant (0). To construct signal from unlabeled documents, we set the two sentences next to each other as label 2, those from the same document but not true next sentence as 1, and those from different document as 0. We consider the label set  $|\mathcal{Y}| \leq 3$  since this covers most sentence pair tasks.  $PVP_i^{\text{pre}} = (f_i^{\text{pre}}, v_i^{\text{pre}})$  is given as

$$\begin{aligned} f_i^{\text{pre}}(\mathbf{x}) &= "s_1 \langle X \rangle .s_2", \\ v_i^{\text{pre}}(\mathcal{Y}) &= [\text{no}, \text{maybe}, \text{yes}]. \end{aligned} \quad (3)$$

Designing  $PVP_i^k = (f_i^k, v_i^k)$  according to  $PVP_i^{\text{pre}}$  is simple.  $s_1$  and  $s_2$  can be replaced by the input sentence pair. If a task outputs two labels, then we take  $v_i^k(\mathcal{Y}) = [\text{no}, \text{yes}]$ . If a task outputs three labels, we set  $v_i^k = v_i^{\text{pre}}$ . If a task requires to measure the similarity between two sentences, the probability over  $\{\text{no}, \text{yes}\}$  can serve for this task.

#### 3.2.2 Multiple-Choice Classification

Many tasks can be formulated as multiple-choice classification, which takes a query and several answer candidates as the input. We design a next sentence selection task to pre-train the prompt. Given a sentence as the query  $s_q$ , the model is trained to select the adjacent sentence from six candidates, denoted as  $s_1 \sim s_6$  and thus the label set is  $\mathcal{Y} = \{1, 2, 3, 4, 5, 6\}$ . These candidates consist of the right answer, one sentence from the same document but are not adjacent to the query, and four sentences from other documents. For  $\mathbf{x} = (s_q, s_1, s_2, \dots, s_6)$ ,  $(f_i^{\text{pre}}, v_i^{\text{pre}})$  is given as

$$\begin{aligned} f_i^{\text{pre}}(\mathbf{x}) &= "s_q? A.s_1 \dots F.s_6. \text{Answer is } \langle X \rangle .", \\ v_i^{\text{pre}}(\mathcal{Y}) &= [A, B, C, D, E, F]. \end{aligned} \quad (4)$$

Most multiple-choice tasks can use  $\{f_i^{\text{pre}}, v_i^{\text{pre}}\}$  directly as their PVPs. For tasks like reading comprehension, the input may contain a passage and a question. We concatenate them to form a query.

#### 3.2.3 Single-Sentence Classification

For single-sentence classification, we create pseudo labels for prompt pre-training. Taking sentiment classification as an example, we use another small model to annotate sentiment labels for the sentences from the pre-training corpus and filter those with low classification probability. In practice, we use a RoBERTa<sub>BASE</sub> (Liu et al., 2019) model fine-tuned on a 5-class sentiment classification dataset other than the few-shot datasets we test on. Then with a sentence  $s$  from the corpus, we have the input  $\mathbf{x} = (s)$  and the label set  $\mathcal{Y} = \{1, 2, 3, 4, 5\}$ .  $(f_i^{\text{pre}}, v_i^{\text{pre}})$  is given as

$$\begin{aligned} f_i^{\text{pre}}(\mathbf{x}) &= "s. \langle X \rangle .", \\ v_i^{\text{pre}}(\mathcal{Y}) &= [\text{terrible}, \text{bad}, \text{maybe}, \text{good}, \text{great}]. \end{aligned} \quad (5)$$

For sentiment classification tasks with 5 labels, we can use  $PVP_i^k = PVP_i^{\text{pre}}$ . For those tasks with fewer than 5 labels, we choose a subset from  $v_i^{\text{pre}}(\mathcal{Y})$  as labels.

Although the above method improves the model performance, we have to point out that it is still limited to generalize to other single-text classifications in different domains and with different numbers of labels. Therefore, the method described in the following section is proposed to solve this problem.

### 3.3 Unifying Task Formats

The above-mentioned PVPs for pre-training can be unified to a single format: multiple-choice classification. Specifically, for sentence-pair classification, the query is the concatenation of the two sentences and there are three options: no, maybe, and yes. For single-sentence classification, the query is the input sentence and the options are the concrete labels. Note that in this way, the pre-trained PVPs can be used in single text classification tasks from arbitrary domains and with several labels.

Constructing a unified PVP is similar to the idea of MultiQA (Talmor and Berant, 2019) and UnifiedQA (Khashabi et al., 2020). Recently, Zhong et al. (2021a) use some hard prompts to unify several tasks as a meta question answering task. They tune the entire model with this meta task on a collection of QA datasets and then transfer to other classification tasks in low-resource settings. However, our PPT focuses on only tuning soft prompts

English			Chinese		
Dataset	Format	$n_{\text{class}}$	Dataset	Format	$n_{\text{class}}$
SST-2	SSC	2	ChnSent	SC	2
SST-5	SSC	5	Amazon	SC	5
YahooAns	SSC	10	TNews	SC	14
RACE-m	MCC	4	CCPM	MC	4
RACE-h	MCC	4	C <sup>3</sup>	MC	4
BoolQ	SPC	3	LCQMC	SPC	3
RTE	SPC	3	CMNLI	SPC	3
CB	SPC	3	OCNLI	SPC	3

Table 3: The dataset we evaluated in this work. The ‘‘Format’’ column means the pre-training format of each dataset. SSC stands for single-sentence classification, MCC for multiple-choice classification, and SPC for sentence-pair classification.  $n_{\text{class}}$  means the number of labels for each task.

with the main body of PLMs fixed and our pre-training is conducted on fully unsupervised data, rather than the collection of supervised datasets.

Since different tasks may have different candidate numbers and lengths, we construct pre-training samples with option numbers varying from 2 to 16<sup>2</sup> and option lengths from 50 to 20. We use the PVP in Section 3.2.2 for pre-training, and then apply pre-trained soft prompts to cover sentence-pair classification, multiple-choice classification, and single-sentence classification.

## 4 Experiments

### 4.1 Setup

We conduct experiments on both Chinese and English tasks (see Table 3). As described in Section 2, for tasks with less than 5 labels, we construct the training and validation set with 32 samples from the original training data and ensure the number of labels is balanced. For tasks with more than 5 labels like TNews and YahooAnswer, it is hard to compose a dataset with balanced samples across labels. Therefore, we randomly select 8 samples for each label.

For English datasets, we use T5-XXL with 11B parameters as our base model to do PT since previous work (Lester et al., 2021; Zhang et al., 2021b) have shown that, T5-XXL is comparable with FT in the full-data setting. We also do FT experiments on various sizes of T5 to verify that T5-XXL performs better than other sizes in few-shot scenarios and improving prompt tuning based on T5-XXL is meaningful. For Chinese datasets, we do PT based

<sup>2</sup>We set 16 labels in this paper as they can cover most benchmarks, but more labels are applicable for other tasks.

on CPM-2. Since CPM-2 does not provide models with other sizes, we compare it with mT5 (Xue et al., 2021) of various sizes.

Consistently, we use 100 soft tokens for PT. As a result, the tunable parameters is only  $100 \times 4096 = 4.1 \times 10^5 = 410\text{K}$ . Compared with the 11B ( $1.1 \times 10^{10}$ ) parameters of FT, PT only needs to store 30000 times smaller parameters for each task.

### 4.2 Main Results

The main results of English and Chinese datasets are shown in Table 4. In the block FT, we present the full-model fine-tuning results of the T5 model of various sizes. In the block PT, we show the results of PPT and other baselines. The first baseline is Vanilla PT, where the soft tokens are randomly initialized from a normal distribution. The second is the hybrid strategy in Section 2. We also consider LM Adaption used in Lester et al. (2021) in which the T5 model is further pre-trained for 10K steps with language modeling to reduce the gap between the pre-training and the fine-tuning. We also test two variants of PPT: Hybrid PPT, in which carefully designed hard prompts are combined with pre-trained soft prompt, and Unified PPT, in which all tasks are unified in the multiple-choice format.

**Effectiveness** From the Table 4 we have four observations. First, larger models achieve better overall performance, which means large-scale models still help under the few-shot setting. Therefore, considering the intractable parameter scaler, we study PT on the large-scale pre-trained model. Note that for Chinese experiments, CPM-2 and mT5-XXL share the same parameter scale. Since CPM-2 outperforms mT5-XXL across all tasks, we use CPM-2 as the base model.

Second, PPT outperforms Vanilla PT and LM Adaption across most datasets significantly. Although PPT is worse than Hybrid PT on BoolQ, simply combining PPT and hard template (Hybrid PPT) outperforms all baselines. This means pre-training prompts and using hybrid prompts are complementary. Similar phenomenons are observed on other datasets like RACE-m, LCQMC, and C<sup>3</sup>, where adding hard templates to PPT continues to improve results.

Third, PPT outperforms FT with 11B models on all Chinese datasets and most English datasets. This indicates that there still remains a gap between masked language modeling and downstream tasks. Pre-training soft prompt bridges this gap to some

English Tasks									
	Model	Method	SST-2 Acc.	SST-5 Acc.	RACE-m Acc.	RACE-h Acc.	BoolQ Acc.	RTE Acc.	CB F1
FT (11B)	T5-Small	-	72.8 <sub>3.1</sub>	31.1 <sub>0.4</sub>	26.4 <sub>0.6</sub>	26.3 <sub>0.5</sub>	59.2 <sub>0.6</sub>	54.0 <sub>1.7</sub>	70.1 <sub>4.6</sub>
	T5-Base	-	74.6 <sub>2.7</sub>	28.8 <sub>1.8</sub>	27.2 <sub>0.5</sub>	26.7 <sub>0.2</sub>	61.9 <sub>2.1</sub>	56.1 <sub>2.3</sub>	70.4 <sub>2.6</sub>
	T5-Large	-	89.1 <sub>2.2</sub>	42.4 <sub>1.2</sub>	48.2 <sub>1.6</sub>	43.2 <sub>1.7</sub>	74.6 <sub>0.9</sub>	64.4 <sub>3.4</sub>	82.3 <sub>2.2</sub>
	T5-XL	-	89.6 <sub>3.2</sub>	38.4 <sub>5.1</sub>	55.0 <sub>2.8</sub>	50.9 <sub>2.6</sub>	77.2 <sub>2.1</sub>	62.3 <sub>6.8</sub>	81.9 <sub>9.0</sub>
	T5-XXL	-	91.4 <sub>0.8</sub>	40.6 <sub>2.0</sub>	<b>62.9<sub>3.9</sub></b>	<b>54.8<sub>3.0</sub></b>	80.8 <sub>2.4</sub>	64.1 <sub>2.0</sub>	<b>86.5<sub>5.3</sub></b>
PT (410K)	T5-XXL	Vanilla PT	70.5 <sub>15.5</sub>	32.3 <sub>8.3</sub>	34.7 <sub>8.2</sub>	31.6 <sub>3.5</sub>	61.0 <sub>5.3</sub>	53.5 <sub>3.5</sub>	50.7 <sub>4.1</sub>
		Hybrid PT	87.6 <sub>6.6</sub>	40.9 <sub>2.7</sub>	53.5 <sub>8.2</sub>	44.2 <sub>6.4</sub>	79.8 <sub>1.5</sub>	56.8 <sub>2.6</sub>	66.5 <sub>7.2</sub>
		LM Adaption	77.6 <sub>7.5</sub>	36.2 <sub>3.6</sub>	27.3 <sub>0.2</sub>	26.5 <sub>0.4</sub>	62.0 <sub>0.3</sub>	55.3 <sub>1.0</sub>	61.2 <sub>1.7</sub>
		PPT	93.5 <sub>0.3</sub>	<b>50.2<sub>0.7</sub></b>	60.0 <sub>1.2</sub>	53.0 <sub>0.4</sub>	66.4 <sub>3.5</sub>	58.9 <sub>1.6</sub>	71.2 <sub>6.2</sub>
		Hybrid PPT	93.8 <sub>0.1</sub>	50.1 <sub>0.5</sub>	62.5 <sub>0.9</sub>	52.2 <sub>0.7</sub>	<b>82.0<sub>1.0</sub></b>	59.8 <sub>3.2</sub>	73.2 <sub>7.0</sub>
		Unified PPT	<b>94.4<sub>0.3</sub></b>	46.0 <sub>1.3</sub>	58.0 <sub>0.9</sub>	49.9 <sub>1.3</sub>	76.0 <sub>2.7</sub>	<b>65.8<sub>2.1</sub></b>	82.2 <sub>5.4</sub>
	Chinese Tasks								
	Model	Method	ChnSent Acc.	Amazon Acc.	CCPM Acc.	C <sup>3</sup> Acc.	LCQMC Acc.	CMNLI Acc.	OCNLI Acc.
FT (11B)	mT5-Small	-	76.1 <sub>2.6</sub>	29.9 <sub>1.9</sub>	31.9 <sub>1.2</sub>	29.6 <sub>0.5</sub>	52.4 <sub>2.5</sub>	36.5 <sub>0.2</sub>	34.9 <sub>1.3</sub>
	mT5-Base	-	78.2 <sub>0.6</sub>	36.4 <sub>0.9</sub>	40.4 <sub>6.8</sub>	29.4 <sub>0.6</sub>	50.9 <sub>1.0</sub>	36.3 <sub>0.5</sub>	35.4 <sub>0.6</sub>
	mT5-Large	-	79.1 <sub>0.6</sub>	31.0 <sub>1.4</sub>	46.0 <sub>4.0</sub>	29.9 <sub>0.8</sub>	52.1 <sub>0.6</sub>	35.8 <sub>1.2</sub>	35.2 <sub>1.1</sub>
	mT5-XL	-	82.7 <sub>2.6</sub>	35.5 <sub>1.7</sub>	68.3 <sub>5.1</sub>	29.7 <sub>1.2</sub>	52.9 <sub>2.4</sub>	36.8 <sub>1.6</sub>	35.6 <sub>0.5</sub>
	mT5-XXL	-	83.6 <sub>1.5</sub>	42.1 <sub>0.8</sub>	79.7 <sub>1.1</sub>	37.2 <sub>3.3</sub>	53.1 <sub>1.0</sub>	39.0 <sub>0.4</sub>	37.4 <sub>1.2</sub>
	CPM-2	-	86.1 <sub>1.8</sub>	42.5 <sub>2.0</sub>	81.8 <sub>1.6</sub>	38.4 <sub>3.7</sub>	58.8 <sub>1.8</sub>	40.7 <sub>1.0</sub>	38.5 <sub>1.5</sub>
PT (410K)	CPM-2	Vanilla PT	62.1 <sub>3.1</sub>	30.3 <sub>4.8</sub>	31.0 <sub>9.7</sub>	28.2 <sub>0.4</sub>	51.5 <sub>3.4</sub>	35.4 <sub>0.5</sub>	37.0 <sub>0.5</sub>
		Hybrid PT	79.2 <sub>4.0</sub>	39.1 <sub>3.8</sub>	46.6 <sub>15.0</sub>	29.2 <sub>0.5</sub>	54.6 <sub>2.3</sub>	37.1 <sub>0.6</sub>	37.8 <sub>1.4</sub>
		LM Adaption	74.3 <sub>5.2</sub>	35.2 <sub>2.4</sub>	33.7 <sub>12.8</sub>	30.2 <sub>1.5</sub>	51.4 <sub>2.9</sub>	35.1 <sub>0.3</sub>	38.0 <sub>1.1</sub>
		PPT	90.1 <sub>0.8</sub>	48.6 <sub>0.6</sub>	<b>85.4<sub>0.6</sub></b>	43.8 <sub>2.2</sub>	59.1 <sub>0.6</sub>	<b>43.0<sub>0.5</sub></b>	40.1 <sub>0.4</sub>
		Hybrid PPT	89.5 <sub>0.3</sub>	<b>48.8<sub>2.0</sub></b>	83.9 <sub>0.5</sub>	46.0 <sub>0.5</sub>	<b>67.3<sub>0.9</sub></b>	41.3 <sub>0.8</sub>	38.7 <sub>0.6</sub>
		Unified PPT	<b>90.7<sub>0.2</sub></b>	44.6 <sub>1.1</sub>	83.4 <sub>0.9</sub>	<b>50.2<sub>0.6</sub></b>	55.0 <sub>0.4</sub>	40.6 <sub>0.4</sub>	<b>41.5<sub>1.5</sub></b>

Table 4: Classification results. The experiments are conducted with 32 training samples and 32 validation samples on each dataset. FT means full-model tuning, where the entire model (with about 11B parameters) should be tuned on each dataset. PT means prompt tuning, where only 410K parameters are trained. We report the mean and the standard deviation over 5 random seeds. The score marked as **bold** means the best performance among all the methods. The score marked with an underline means the best one among prompt tuning (PT) methods.

extend. Based on this observation, an intuitive extension of our method is to further pre-train the entire parameters using each  $PVP_{pre}^i$  and fine-tune the model to the corresponding downstream tasks. However, since we focus on prompt-tuning in this paper, we leave this idea as future work.

Fourth, PPT results in lower variances on most of the datasets. Few-shot learning is notorious for its instability, which becomes very obvious in Vanilla PT. For some datasets like SST-2, the variance reaches 15.5 which means the model does not perform better than random guesses under some random seeds. Combining with hard prompt or further pre-training with language modeling can alleviate this problem to some extent. But on some datasets like CCPM, Hybrid PT increases the variance and LM Adaption does not guarantee the average performance. With the help of pre-training, the variance remains at a low level across all datasets.

**Unified PPT** Unifying all formats to multiple-choice format is another variant of PPT. In Table 4, we can see that Unified PPT reaches comparable performance as PPT and Hybrid PPT, still outperforming soft-prompt tuning baselines. However, all the datasets we have considered so far have fewer than 5 classification labels. For tasks with more labels, especially single-text classification in which pseudo label pre-training is also not appropriate for cross-domain adaption, Unified PPT can be a good alternative. In Table 5, we test Unified PPT on datasets with more than 5 labels. For PT and FT, we use a verbalizer to map the intuitively selected words to the classification labels. PT (MC) means we solve the task in a multiple-choice format without pre-training the prompt. We do not use PPT for single-sentence classification in Section 3.2.3 because it is hard to find other suitable datasets to train the pseudo label annotator. However, we can

	TNews	YahooAns
$n_{\text{class}}$	14	10
FT	43.2 <sub>0.6</sub>	64.1 <sub>1.9</sub>
PT	41.2 <sub>6.2</sub>	62.0 <sub>4.2</sub>
PT (MC)	11.8 <sub>2.1</sub>	60.8 <sub>3.9</sub>
Unified PPT	<b>50.6<sub>0.7</sub></b>	<b>70.5<sub>1.9</sub></b>

Table 5: The experiments on single classification tasks with more than 5 labels. Different from previous experiments, we randomly select 8 samples for each label to get balanced training sets and validation sets. PT (MC) means doing prompt tuning in a multiple-choice format without pre-training.

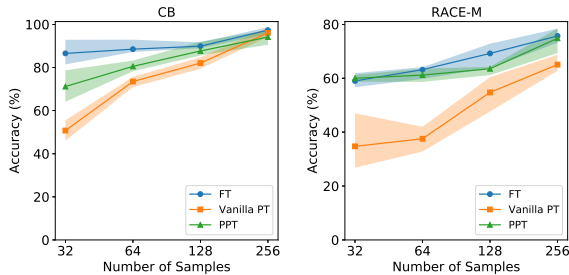


Figure 4: Comparison between full-model fine-tuning (FT), vanilla prompt tuning (Vanilla PT), and pre-trained prompt tuning (PPT) when different numbers training samples are available. For the small number of training samples, PPT is consistently the best. When the number grows, the performance of these methods becomes closer.

see that Unified PPT still achieves the best performance, even exceeding FT by a large margin.

### 4.3 Sample Efficiency

We discuss how the performance of FT, PT, and PPT varies when the number of training samples increases. In Figure 4, we show the trend of these methods on the RACE-m and CB datasets. We can see that for 32 to 128 samples, PPT is consistently better than Vanilla PT, and the performances of the three methods gradually converge when the number grows to 256.

## 5 Related Works

**PLMs and Task-oriented Fine-tuning** Recently, various powerful PLMs have been proposed, such as GPT (Radford et al., 2018), BERT (Devlin et al., 2019), RoBERTa (Liu et al., 2019) and T5 (Raffel et al., 2020). To adapt these PLMs to downstream NLP tasks, task-oriented fine-tuning has been proposed, where researchers use PLMs as the backbone and add some task-specific heads to optimize task-specific objectives. Then, all param-

eters of both PLMs and additional heads are tuned using task-specific data. Results have shown that task-oriented fine-tuning can outperform models trained from scratch on a series of NLP tasks.

**Prompt-oriented Fine-tuning** Most existing PLMs are pre-trained with the objectives of language modeling, yet the objectives of downstream tasks are quite different. To overcome the objective gap between pre-training and downstream tasks, prompt-oriented fine-tuning has been introduced. In prompt-oriented fine-tuning, downstream tasks are also formalized as some objectives of language modeling by leveraging language prompts, and the results of language modeling can correspond to the solutions of downstream tasks.

Knowledge probing (Petroni et al., 2019; Trinh and Le, 2018; Davison et al., 2019) is the seminal work that stimulates the development of prompts, in which language triggers are used to induce PLMs to generate relational facts. These pioneering works demonstrate that language prompts can effectively stimulate the knowledge from PLMs. Encouraged by this, manually designing hard prompts which consist of discrete words is first used for prompt-oriented fine-tuning Schick and Schütze (2021a,b); Brown et al. (2020). Considering manually designing prompts is both time-consuming and difficult to find the best choice, later works (Gao et al., 2021; Jiang et al., 2020; Shin et al., 2020) proposed to generate prompts automatically. However, these works still restrict auto-generated prompts to discrete spaces which are usually sub-optimal.

To overcome the shortcomings of discrete spaces, Li and Liang (2021); Liu et al. (2021); Han et al. (2021b); Hambardzumyan et al. (2021); Zhong et al. (2021b) explore to combine hard prompts and soft prompts. Different from hard prompts using concrete and discrete tokens, soft prompts are composed of several continuous learnable embeddings, and these embeddings are randomly initialized. To step forward, some works (Li and Liang, 2021; Qin and Eisner, 2021; Lester et al., 2021) propose to only tune soft prompts and fix the entire PLM parameters. When models are large enough, this method can be comparable to full-model tuning.

**Few-shot Learning with PLMs** Since long-tail distribution is common in real-world applications, few-shot learning is quite useful for the stability and effectiveness of PLMs, thereby attracts much attention recently. Apart from GPT-3 (Brown et al.,



2020) and PET(Schick and Schütze, 2021a) which have demonstrated the superiority of PLMs in few-shot scenarios, some later works Perez et al. (2021); Bragg et al. (2021) also discuss reasonable few-shot settings by restricting the size of validation set and proposing a unified framework to evaluate few-shot performance. There is also work (IV et al., 2021) pointing out the low performance of PT for few-shot learning. But they mostly conduct experiments on PLMs with less than 400M parameters. In this paper, we study few-shot learning on large-scale PLMs (around 11B parameters).

## 6 Conclusion

In this paper, we present PPT, a framework that improves prompt tuning for few-shot learning. We propose to firstly unify downstream tasks to several formats. Then, we design self-supervised pre-training tasks for each format and pre-train prompts on these tasks. Finally, we do prompt tuning on downstream tasks based on the initialization of the corresponding pre-trained prompts. Extensive experiments show that our method significantly outperforms other prompt tuning baselines, performing comparable or even better than full-model tuning.

There are two important directions for future work: (1) Designing unified task formats and the corresponding pre-training objectives for other kinds of tasks such as language generation and relation extraction. (2) Beyond the soft prompt, whether unified task pre-training helps the pre-trained language models itself.

## Acknowledgements

This work was supported by the National Science Foundation for Distinguished Young Scholars (with No. 62125604) and the NSFC projects (Key project with No. 61936010 and regular project with No. 61876096). This work was also supported by the Guoqiang Institute of Tsinghua University, with Grant No. 2019GQG1 and 2020GQG0005.

## References

Jonathan Bragg, Arman Cohan, Kyle Lo, and Iz Beltagy. 2021. [FLEX: Unifying evaluation for few-shot nlp](#). *arXiv preprint arxiv:2107.07170*.

Tom Brown, Benjamin Mann, Nick Ryder, Melanie Subbiah, and et al. 2020. [Language models are few-shot learners](#). In *Proceedings of NeurIPS*.

Christopher Clark, Kenton Lee, Ming-Wei Chang, Tom Kwiatkowski, Michael Collins, and Kristina Toutanova. 2019. [BoolQ: Exploring the surprising difficulty of natural yes/no questions](#). In *Proceedings of NAACL-HLT*.

Joe Davison, Joshua Feldman, and Alexander M Rush. 2019. [Commonsense knowledge mining from pre-trained models](#). In *Proceedings of EMNLP*.

Jacob Devlin, Ming-Wei Chang, Kenton Lee, and Kristina Toutanova. 2019. [BERT: Pre-training of deep bidirectional transformers for language understanding](#). In *Proceedings of NAACL-HLT*.

Tianyu Gao, Adam Fisch, and Danqi Chen. 2021. [Making pre-trained language models better few-shot learners](#). In *Proceedings of ACL*.

Karen Hambardzumyan, Hrant Khachatrian, and Jonathan May. 2021. [WARP: Word-level adversarial reprogramming](#). In *Proceedings of ACL*.

Xu Han, Zhengyan Zhang, Ning Ding, Yuxian Gu, Xiao Liu, Yuqi Huo, Jiezhong Qiu, Liang Zhang, Wentao Han, Minlie Huang, et al. 2021a. [Pre-trained models: Past, present and future](#). *arXiv preprint arXiv:2106.07139*.

Xu Han, Weilin Zhao, Ning Ding, Zhiyuan Liu, and Maosong Sun. 2021b. [PTR: prompt tuning with rules for text classification](#). *arXiv preprint arxiv:2105.11259*.

Robert L. Logan IV, Ivana Balažević, Eric Wallace, Fabio Petroni, Sameer Singh, and Sebastian Riedel. 2021. [Cutting down on prompts and parameters: Simple few-shot learning with language models](#). *arXiv preprint arxiv:2106.13353*.

Zhengbao Jiang, Frank F. Xu, Jun Araki, and Graham Neubig. 2020. [How can we know what language models know?](#) *Transaction of TACL*.

Daniel Khashabi, Sewon Min, Tushar Khot, Ashish Sabharwal, Oyvind Tafjord, Peter Clark, and Hananeh Hajishirzi. 2020. [UnifiedQA: Crossing format boundaries with a single qa system](#). In *Findings of EMNLP*.

Brian Lester, Rami Al-Rfou, and Noah Constant. 2021. [The power of scale for parameter-efficient prompt tuning](#). In *Proceedings of EMNLP*.

Xiang Lisa Li and Percy Liang. 2021. [Prefix-tuning: Optimizing continuous prompts for generation](#). In *Proceedings of ACL*.

Xiao Liu, Yanan Zheng, Zhengxiao Du, Ming Ding, Yujie Qian, Zhilin Yang, and Jie Tang. 2021. [GPT understands, too](#). *arXiv preprint arXiv:2103.10385*.

Yinhan Liu, Myle Ott, Naman Goyal, Jingfei Du, Mandar Joshi, Danqi Chen, Omer Levy, Mike Lewis, Luke Zettlemoyer, and Veselin Stoyanov. 2019. [RoBERTa: A robustly optimized BERT pretraining approach](#). *arXiv preprint arXiv:1907.11692*.

- Ethan Perez, Douwe Kiela, and Kyunghyun Cho. 2021. [True few-shot learning with language models](#). *arXiv preprint arxiv:2105.11447*.
- Fabio Petroni, Tim Rocktäschel, Sebastian Riedel, Patrick Lewis, Anton Bakhtin, Yuxiang Wu, and Alexander Miller. 2019. [Language models as knowledge bases?](#) In *Proceedings of EMNLP*.
- Guanghui Qin and Jason Eisner. 2021. [Learning how to ask: Querying lms with mixtures of soft prompts](#). In *Proceedings of NACCL-HTL*.
- Alec Radford, Karthik Narasimhan, Tim Salimans, and Ilya Sutskever. 2018. [Improving language understanding by generative pre-training](#). *OpenAI Technical report*.
- Alec Radford, Jeffrey Wu, Rewon Child, David Luan, Dario Amodei, and Ilya Sutskever. 2019. [Language models are unsupervised multitask learners](#). *OpenAI Technical report*.
- Colin Raffel, Noam Shazeer, Adam Roberts, Katherine Lee, Sharan Narang, Michael Matena, Yanqi Zhou, Wei Li, and Peter J. Liu. 2020. [Exploring the limits of transfer learning with a unified text-to-text transformer](#). *JMLR*.
- Timo Schick and Hinrich Schütze. 2021a. [Exploiting cloze questions for few-shot text classification and natural language inference](#). In *Proceedings of EACL*.
- Timo Schick and Hinrich Schütze. 2021b. [It’s not just size that matters: Small language models are also few-shot learners](#). In *Proceedings of NAACL-HLT*.
- Taylor Shin, Yasaman Razeghi, Robert L. Logan IV, Eric Wallace, and Sameer Singh. 2020. [AutoPrompt: Eliciting Knowledge from Language Models with Automatically Generated Prompts](#). In *Proceedings of EMNLP*.
- Richard Socher, Alex Perelygin, Jean Wu, Jason Chuang, Christopher D. Manning, Andrew Ng, and Christopher Potts. 2013. [Recursive deep models for semantic compositionality over a sentiment tree-bank](#). In *Proceedings of EMNLP*.
- Alon Talmor and Jonathan Berant. 2019. [MultiQA: An empirical investigation of generalization and transfer in reading comprehension](#). In *Proceedings of ACL*.
- Trieu H Trinh and Quoc V Le. 2018. [A simple method for commonsense reasoning](#). *arXiv preprint arXiv:1806.02847*.
- Linting Xue, Noah Constant, Adam Roberts, Mihir Kale, Rami Al-Rfou, Aditya Siddhant, Aditya Barua, and Colin Raffel. 2021. [mT5: A massively multilingual pre-trained text-to-text transformer](#). In *Proceedings of NAACL-HLT*.
- Tianyi Zhang, Felix Wu, Arzoo Katiyar, Kilian Q. Weinberger, and Yoav Artzi. 2021a. [Revisiting few-sample bert fine-tuning](#). In *Proceedings of ICLR*.
- Zhengyan Zhang, Yuxian Gu, Xu Han, and et al Shengqi Chen. 2021b. [CPM-2: Large-scale cost-effective pre-trained language models](#). *arXiv preprint arxiv:2106.10715*.
- Ruiqi Zhong, Kristy Lee, Zheng Zhang, and Dan Klein. 2021a. [Adapting language models for zero-shot learning by meta-tuning on dataset and prompt collections](#). In *Findings of EMNLP*.
- Zexuan Zhong, Dan Friedman, and Danqi Chen. 2021b. [Factual probing is \[mask\]: Learning vs. learning to recall](#). In *Proceedings of NAACL-HTL*.